

# Our Health Counts Thunder Bay

An inclusive community-driven health survey for Indigenous peoples in Thunder Bay

## Criminal Justice

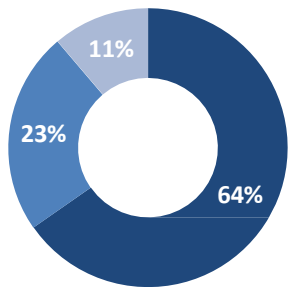
In Canada, First Nations, Inuit and Métis adults are incarcerated at a rate 10 times higher than non-Indigenous people.<sup>1</sup> The over-representation of Indigenous peoples in correctional facilities and in the judicial system is rooted in a long history of colonial oppression, marginalization, and systemic racism.<sup>2,3</sup> The high rates of incarceration is a means by which the Canadian state disenfranchises Indigenous peoples and communities.<sup>2</sup> Compounding the existing marginalization, incarceration has been linked to poorer mental health status,<sup>4</sup> lower employment opportunities and socioeconomic status.<sup>5</sup>

### Relationship With Public Organizations

**64%** of Indigenous adults or partners of Indigenous adults in Thunder Bay have no problem with public organizations, such as police, health, social and/or education services.

**23%** have a problem with public organizations but indicate that it is not severe.

**11%** indicate having severe problems with public organizations.



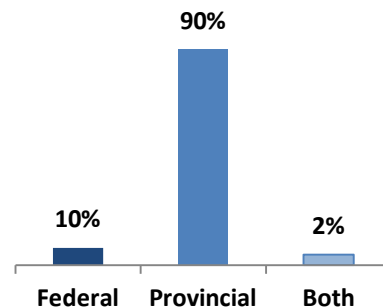
**1 in 4**

Indigenous adults in Thunder Bay report doing, or report having done things that are in conflict with the law.

### Experiences With The Justice System

**73%** of Indigenous adults in Thunder Bay have reported doing some time in prison.

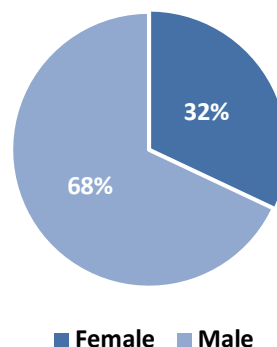
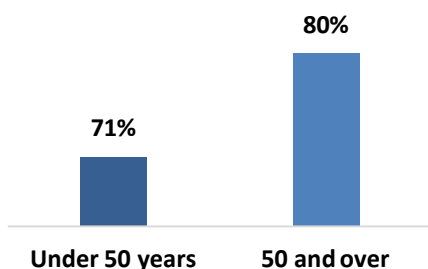
This is higher than the findings from OHC Toronto, where **52%** of Indigenous adults have done some time in prison.<sup>6</sup>



Most Indigenous adults were in prison for a provincial offense/crime.

### Demographic and Socioeconomic Information

Older Indigenous adults were more likely to have spent time in prison compared to younger adults in Thunder Bay.



The majority of people who have done time in prison identify as male.

This is consistent with national statistics which show there are more than twice as many men in prison than women.<sup>7</sup>

# Our Health Counts Thunder Bay

An inclusive community-driven health survey for Indigenous peoples in Thunder Bay

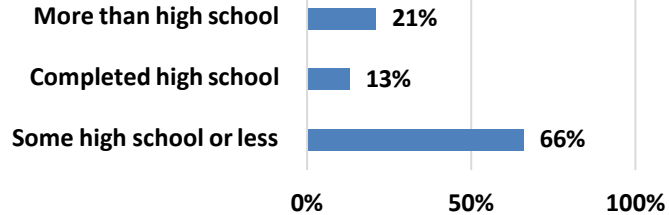
## Criminal Justice

### Demographic and Socioeconomic Information

**21%** of Indigenous adults in Thunder Bay

that have done time in prison have some post-secondary education.

The rate of post-secondary education for those who spent time in prison was no different from the rate for people who did not spend time in prison.



### Issues & Needs

**50%** of Indigenous adults believe services in Thunder Bay addressing the impacts of incarceration are inadequate.

**26%** of Indigenous adults believe legal services for Indigenous people in Thunder Bay are inadequate.

### Policy Implications

**Implement TRC Call to Action<sup>8</sup> 30:** We call upon the federal, provincial and territorial governments to commit to eliminating the overrepresentation of Indigenous people in custody over the next decade, and to issue detailed annual reports that monitor and evaluate progress.

**Implement TRC Call to Action 31:** We call upon the federal, provincial and territorial governments to provide sufficient and stable funding to implementing and evaluate community sanctions that will provide realistic alternatives to imprisonment for Indigenous offenders and respond to the underlying causes of offending

**Implement TRC Call to Action 35:** We call upon the federal government to eliminate barriers to the creation of additional Indigenous healing lodges within the federal correctional system.

**Additional Recommendations:** City of Thunder Bay, provincial and federal policy makers work in partnership with urban Indigenous peoples and organizations to:

- Provide sustainable funding for existing and new Indigenous youth criminal justice programs, including diversion and referral programs and services.
- Develop and implement Indigenous specific programming for Indigenous adults who are incarcerated or who are returning to community after a period of incarceration.
- Provide funding for anti-racism and cultural safe

**Definitions** Indigenous adults: persons 15 years or older self-identifying as Indigenous, such as First Nations, Métis, or Inuit living or using services in the City of Thunder Bay.

**Sources** 1. Canada - Office of the Correctional Investigator (2013); 2. Monchalin (2010); 3. Nettelbeck & Smandych (2010); 4. Abracen et al. (2014); 5. Maroto (2015); 6. Our Health Counts Toronto (2018); 7. Statistics Canada (2017); 8. Truth and Reconciliation Commission of Canada (2015).

**Citation** Muir, N. M., Brar, R., Martin, E., McConkey, S., Bean, J., Gomez, C. Hardy, M., & Smylie, J. (2020). Our Health Counts Thunder Bay: Criminal justice [Fact sheet].

Population based estimates were created using respondent driven sampling

### Our Health Counts: Community health assessment by the people, for the people



WELL LIVING HOUSE



ANISHNAWBE  
**MUSHKIKI**  
COMMUNITY HEALTH & WELLNESS



Ontario  
Ministry of  
HEALTH AND  
LONG-TERM CARE

Funding was provided by Ministry of Health and Long-Term Care (MOHLTC) Capacity Award

Authors: © 2020 Anishnawbe Mushkiki

# Our Health Counts Thunder Bay

## Criminal Justice Reference

Our Health Counts Thunder Bay is an inclusive community-based health survey for Indigenous peoples of Thunder Bay and is part of the largest Indigenous population health study in Canada.

Participants were selected using respondent-driven sampling, a statistical method which uses social networks in the community to recruit Indigenous people living in the city.

Survey Question	RDS Prevalence Estimate (95% Confidence Interval)
<b>Do you and/or partner have difficulties with public organizations, such as police, health, social services, and or education?</b>	
<b>No, there is not a problem</b>	63.80% (57.60, 70.10)
<b>It is a problem, but not one that is severe</b>	23.10% (17.60, 28.60)
<b>Severe problem</b>	11.30% (7.50, 15.20)
<b>Are you doing things likely to, or which have put you in conflict with the law?</b>	
<b>Yes</b>	24.10% (18.60, 29.60)
<b>No</b>	75.00% (69.40, 80.70)
<b>Don't know</b>	0.30% (0.30, 0.40)
<b>Declined</b>	0.50% (0.00, 2.20)
<b>Have you ever done time in jail?</b>	
<b>Yes</b>	73.00% (66.10, 79.80)
<b>No</b>	27.00% (20.10, 33.90)
<b>If yes, was this for a federal or provincial offense/crime?</b>	
<b>Federal</b>	7.10%(3.10, 11.00)
<b>Provincial</b>	87.90%(82.20, 93.70)
<b>Both</b>	4.30%(0.10, 8.60)
<b>Don't know</b>	0.60% (0.00, 1.40)
<b>Age Group – Under 50 years</b>	
<b>Spent time in jail</b>	71.00% (62.90, 79.00)
<b>Did not spend time in jail</b>	29.00% (21.00, 37.00)
<b>Age Group – 50 years and over</b>	
<b>Spent time in jail</b>	80.30% (70.00, 91.00)
<b>Did not spend time in jail</b>	19.70% (9.20, 30.10)
<b>Spent time in jail time by gender</b>	
<b>Female</b>	32.20% (23.60, 40.70)
<b>Male</b>	67.80% (59.30, 76.40)
<b>Did not spend time in jail time by gender</b>	
<b>Female</b>	50.50% (35.40, 65.60)
<b>Male</b>	49.50% (34.49, 64.60)



# Our Health Counts Thunder Bay

## Criminal Justice Reference

Survey Question	RDS Prevalence Estimate (95% Confidence Interval)
<b>Have done time in jail by education</b>	
Some high school or less	66.40% ( 58.00, 74.80)
Completed high school	12.90% (6.40, 19.50)
Some or completed post-secondary	20.70% (14.00, 27.40)
<b>Did not do time in jail by education</b>	
Some high school or less	85.60% (75.50, 95.60)
Completed high school	7.40% (0.00, 15.90)
Some or completed post-secondary	7.10% (0.90, 13.20)
<b>Do you think there are inadequate community resources serving Indigenous people in Thunder Bay for...</b>	
Dealing with the impacts of incarceration	49.70% (43.20, 56.50)
Legal services (i.e. justice system, going to court)	25.50% (20.20, 30.90)

